



# SRX910LA

Dual 10-inch Powered Line Array Loudspeaker



## HIGHLIGHTS

### BEST-IN-CLASS PERFORMANCE

JBL transducer technology delivers class-leading sonic performance and superior dynamic range.

### INNOVATIVE ACOUSTIC DESIGN

Innovative two-way design integrates LF and HF components onto a single unified horn for seamless horizontal coverage.

### POWERED SOLUTION

Onboard Class-D amplification and DSP provide optimum performance and consistency anywhere in the world.

### COMPLETE SYSTEM

The SRX900 Series is a complete solution featuring full-range products, subwoofers, accessories, and software.

The SRX910LA is a two-way active line array element that can cover a variety of mid to large-sized applications, including rental houses, touring artists, DJs, and installations. Built-in DSP and amplification offer a plug and play experience while providing consistency and optimum performance anywhere in the world. JBL transducers and a new acoustic design provide excellent sound fidelity and best-in-class maximum SPL. The product features dual 10-inch neodymium Differential Drive® woofers and a three-inch compression driver. The computer-optimized enclosure is made out of composite material and offers excellent performance while remaining compact and lightweight. An innovative three-point rigging system and a full set of accessories allow systems to scale and solve the diverse needs of production companies and installation houses. A new, full-featured software package gives users control of the system on various platforms, including Windows, macOS, and iPad OS.

## KEY MESSAGES

### ACOUSTIC DESIGN

At the heart of the SRX900 Series acoustic design is JBL's proprietary Radiation Boundary Integrator, adapted from the groundbreaking VTX Series of line array loudspeakers. The RBI device mounts both the high and low frequency transducers on a single horn, improving horizontal directivity while reducing cabinet size. Precisely placed low frequency projection apertures work in tandem with the high frequency horn to seamlessly integrate the three symmetrically mounted drivers. The unusually large horn extends low frequency control and reduces unwanted energy behind the array.

### POWERED SOLUTION

The fully integrated built-in amplifier and DSP are based on proven JBL technologies and explicitly packaged to fit the needs of the SRX900 Series. The DSP includes everything needed to optimize a system, including 24 user-adjustable filters, 2,000 ms of delay, and advanced features like Array Size Compensation and FIR-based Throw Distance Correction filters.

### PRO BUILD QUALITY, INSIDE AND OUT

SRX900 Series line array loudspeakers are housed in FEA-optimized composite enclosures that offer excellent size-to-weight ratio and increased internal volume. CAD-optimized structure stiffeners control flexing, resulting in a rigid, lightweight enclosure. The SRX910LA features an aluminum front baffle and plywood internal bracing. Speakers are designed for a clean, modern look, with enclosed side panels and integrated handles.

### VERSATILE AND SCALABLE

The SRX900 Series offers a complete system solution, including speakers, subwoofers, accessories, and software that support a variety of configurations and simplify storage, transport, and rigging. Because systems are scalable, it's easy to start with a small system and add components over time. All SRX900 products have been designed to work seamlessly with other JBL tour sound products, with common voicing targets and phase characteristics that ensure systems combine coherently.

## TECHNICAL SPECIFICATIONS

### ACOUSTICAL

**Frequency Range**

(-10 dB) : 53 Hz-19 kHz (array preset)  
 (-3 dB) : 60 Hz-18 kHz (array preset)

**Coverage Pattern (-6 dB)**

**Horizontal:** 105 degrees nominal (400 Hz-16 kHz)  
**Vertical:** Varies with array size and configuration

**Maximum Peak Output<sup>1</sup>:** 135 dB

**System Type :** Line Array, two-way active

### TRANSDUCERS

**Low Frequency :** (2) JBL 261G-1, 10 in diameter, dual 2.0 in diameter voice coil, neodymium Differential Drive®

**High Frequency :** (1) JBL 2432H-3, 1.5 in exit neodymium compression driver with 3 in voice coil

### AUDIO INPUT

**Input Type :** Balanced line level

**Connectors :** (2) Neutrik XLR (IN/OUT)

**Nominal Input Sensitivity :** +6 dBu (system starts limiting with broadband noise and music)

**Maximum Input Level :** 21 dBu

**Input Impedance :** 100 kΩ

### AMPLIFIER

**Type :** Class-D

**Number of Channels :** (2)

**Continuous Power<sup>2</sup> :** 600 Watts

LF: 400 Watts | HF: 200 Watts

**Peak Power<sup>3</sup> :** 880 Watts

LF: 580 Watts | HF: 300 Watts

**Cooling Type :** Convection, external aluminum heat sink, internal on-demand fan

### DSP

**Sample Rate** 48 kHz

**Bit Depth :** 24 bit

### USER INTERFACE

**Type :** LCD screen, encoder, Back button, (4) LED Indicators (3 single, 1 bi-color)

**Footnotes:**

- 1: Peak, unweighted SPL, measured under **full-space** conditions at 1 meter using broadband pink noise with a 12 dB crest factor and specified preset  
 2: Bench power: ≥1 sec, 1 kHz, 120 VAC, no DSP, all channels driven  
 3: Burst power: ≥20 ms, 1 kHz, 120 VAC, no DSP, all channels driven

## NETWORKING

**Type :** TCP/IP

**Protocol :** Harman HControl

**Speed :** Dual 100 Mbps ports

**Connectors :** (2) Neutrik etherCON®

## AC POWER

### Voltage Range

**Nominal :** 100-240 VAC, 50/60 Hz

**Limits :** 80-260 VAC, 50/60 Hz

**Connectors :** Dual (IN/OUT) Neutrik powerCON TRUE1 TOP®

## CURRENT DRAW

	120 V	208 V	240 V	
<b>Idle :</b>	0.3 A	0.2 A	0.2 A	
<b>Standby :</b>	0.2 A	0.1 A	0.1 A	
<b>Continuous<sup>4</sup> :</b>	1.9 A	1.1 A	1.0 A	
<b>Maximum Instantaneous Peak<sup>5</sup> :</b>	7.0 A	6.4 A	6.2 A	
<b>Peak Inrush<sup>6</sup> :</b>	2.2 A	3.6 A	4.3 A	

## PHYSICAL

**Enclosure :** Polypropylene, aluminum baffle, plywood internal bracing, four integral recessed handholds

**IP Rating<sup>7</sup> :** IP54

**Suspension :** Three-point, captive suspension plates, quick release pins, steel with anti-corrosion coating

**Inter-enclosure Angle (deg) :** 0.5, 1, 2, 3, 4, 5, 6, 7, 8, 9, 10, 11, 12

**Grille :** Powder coated 1.5 mm (16-gauge) hex perforated steel with acoustically transparent black cloth backing

**Dimensions (H x W x D) :** 305 mm x 716 mm x 519 mm  
12.0 in x 28.2 in x 20.5 in

**Net Weight :** 26.7 kg (59 lbs)  
**Shipping Weight :** 30.3 kg (67 lbs)

## ORDERING INFORMATION

**SKU :** JBL-P3234MX | SRX910LA for Global  
JBL-P3247MXCN | SRX910LA for China

**Included :** (1) SRX910LA | (1) Neutrik NAC3FX-W-TOP | (1) Neutrik NAC3MX-W-TOP

### Footnotes:

4: System test using IEC shaped pink noise with 9 dB crest factor. System at maximum output without clipping or limiting. Ambient temperature: 20° C. Duration: 5 sec.

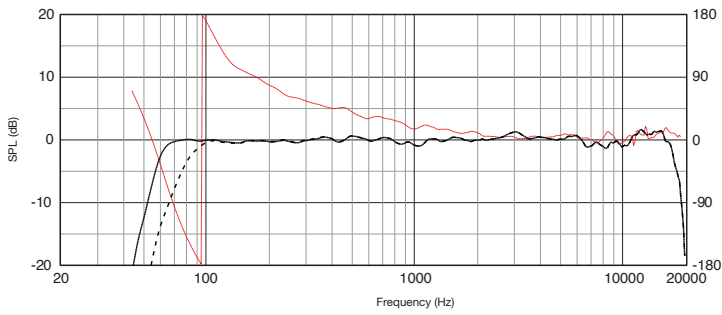
5: Two-tone, all channels driven, IMD test at maximum power and a duration of 200 ms.

6: Measured RMS inrush current for a 50 ms window.

7: With use of SRX900 RC1 rain cover (JBL-P3239MX) and front face at -10 degrees or greater down angle to allow the cabinet to drain water. Suspension components fully weather rated for indoor or covered outdoor conditions where humidity is nominally under 50% and not local to bodies of corrosive materials.

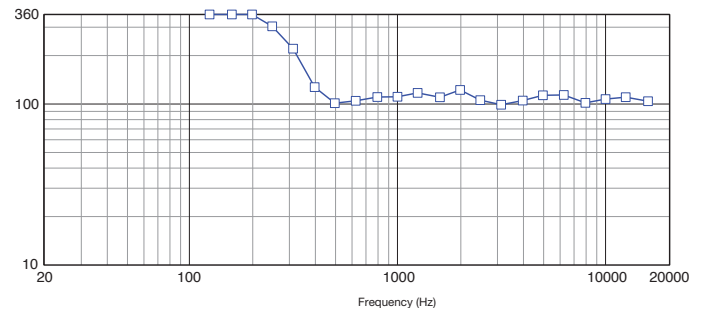
## ACOUSTIC MEASUREMENTS

### FREQUENCY RESPONSE



— SRX910LA FL    - - SRX910LA FL 80    — SRX910LA Phase

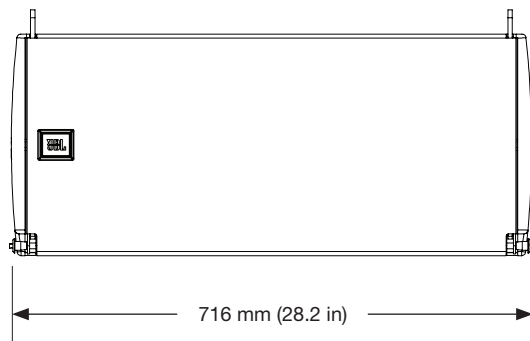
### BEAMWIDTH



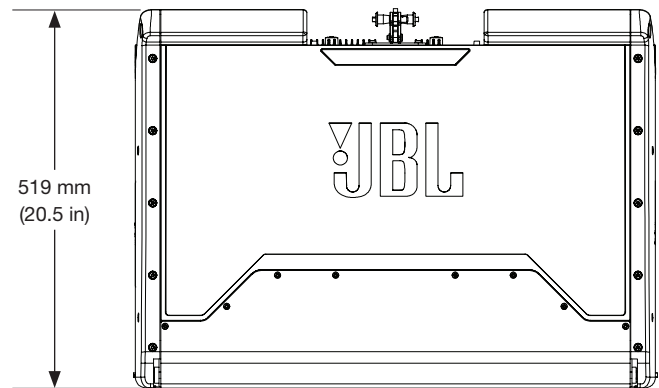
— Horizontal Beamwidth (-6 dB)

## DIMENSIONS

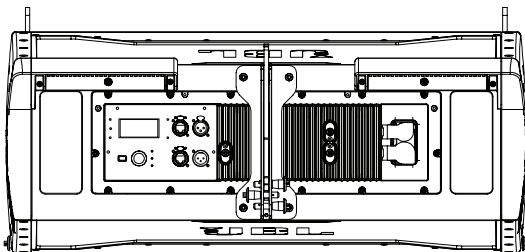
FRONT



TOP/BOTTOM



REAR



LEFT/RIGHT

